

Supplemental Fuses

FLM Series

250 V ac • 10x38 (Midget) • Time-Delay • 1/10–30A



Description

Use FLM 250 volt time-delay fuses to protect control circuit transformers, solenoids, and other circuits with high in-rush currents. Excellent for supplemental protection of small motors. For motor branch circuit protection, refer to Class CC fuses.

Features & Benefits

FEATURES	BENEFITS
10x38 mm dimensions	Common dimensions used in a variety of applications
Fiber body	Cost effective materials provide customers a lower cost alternative for supplemental circuit protection
Time-delay blowing characteristics	Overload protection for inductive load applications

Applications

- Motor protection
- Transformer protection

Specifications

Voltage Rating	Ac: 250 V Dc: 125 V
Interrupting Ratings	Ac: 10,000 A Dc: 10,000 A Self Certified
Ampere Range	1/10–30A
Applicable Standards	UL 248-14
Environmental	REACH, RoHS
Material	Body: Paper Cap: Nickel plated bronze
Country of Origin	Mexico
Fuse Weight	.010 lbs (4.54g)

Supplemental Fuses

FLM Series

Certification & Compliance

UL	UL Listed (File: E10480)
CSA	CSA Certified (File: LR29862)
CE	EU_DOC-FLM_210323

Accessories

L60030M series fuse block

LEB/LEX series inline fuse holder

LPSM Touch-safe series fuse holder

571/572 series panel mount fuse holder

Ordering Information

AMPERE RATING	CATALOG NUMBER	PRODUCT MARKING	PACKING QUANTITY	ORDERING NUMBER	UPC CODE
1/10	FLM.100	FLM 1/10A	10	OFLM.100T	07945814011
15/100	FLM.125	FLM 15/100A	10	OFLM.125T	07945814013
3/10	FLM.200	FLM 3/10A	10	OFLM.200T	07945814018
1/4	FLM.250	FLM 1/4A	10	OFLM.250T	07945814019
3/10	FLM.300	FLM 3/10A	10	OFLM.300T	07945800083
3/10	FLM.400	FLM 3/10A	10	OFLM.400T	07945814023
1/2	FLM.500	FLM 1/2A	10	OFLM.500T	07945814024
3/10	FLM.600	FLM 3/10A	10	OFLM.600T	07945800084
3/10	FLM.800	FLM 3/10A	10	OFLM.800T	07945800085
1	FLM001	FLM 1A	10	OFLM001T	07945814031
1-1/8	FLM1.12	FLM 1-1/8A	10	OFLM1.12T	07945814032
1-1/4	FLM1.25	FLM 1-1/4A	10	OFLM1.25T	07945814034
1-3/10	FLM01.4	FLM 1-3/10A	10	OFLM01.4T	07945814036
1-1/2	FLM01.5	FLM 1-1/2A	10	OFLM01.5T	07945814037
1-9/10	FLM01.6	FLM 1-9/10A	10	OFLM01.6T	07945814038
1-9/10	FLM01.8	FLM 1-9/10A	10	OFLM01.8T	07945814040
2	FLM002	FLM 2A	10	OFLM002T	07945814041
2-1/4	FLM2.25	FLM 2-1/4A	10	OFLM2.25T	07945814042
2-1/2	FLM02.5	FLM 2-1/2A	10	OFLM02.5T	07945814043
2-9/10	FLM02.8	FLM 2-9/10A	10	OFLM02.8T	07945814046
3	FLM003	FLM 3A	10	OFLM003T	07945814047
3-3/10	FLM03.2	FLM 3-3/10A	10	OFLM03.2T	07945814049
3-1/2	FLM03.5	FLM 3-1/2A	10	OFLM03.5T	07945814051
4	FLM004	FLM 4A	10	OFLM004T	07945814053
4-1/2	FLM04.5	FLM 4-1/2A	10	OFLM04.5T	07945814054
5	FLM005	FLM 5A	10	OFLM005T	07945814055
5-9/10	FLM05.6	FLM 5-9/10A	10	OFLM05.6T	07945814056
6	FLM006	FLM 6A	10	OFLM006T	07945814058
6-1/4	FLM6.25	FLM 6-1/4A	10	OFLM6.25T	07945814059

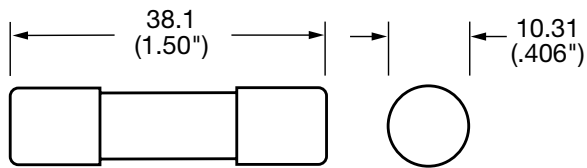
Supplemental Fuses

FLM Series

Ordering Information (cont.)

AMPERE RATING	CATALOG NUMBER	PRODUCT MARKING	PACKING QUANTITY	ORDERING NUMBER	UPC CODE
7	FLM007	FLM 7A	10	0FLM007T	07945814061
8	FLM008	FLM 8A	10	0FLM008T	07945814063
9	FLM009	FLM 9A	10	0FLM009T	07945814064
10	FLM010	FLM 10A	10	0FLM010T	07945814065
12	FLM012	FLM 12A	10	0FLM012T	07945814066
15	FLM015	FLM 15A	10	0FLM015T	07945814068
20	FLM020	FLM 20A	10	0FLM020T	07945814071
25	FLM025	FLM 25A	10	0FLM025T	07945814072
30	FLM030	FLM 30A	10	0FLM030T	07945814073

Dimensions



Electrical Specification - Agency Requirements

AMPERAGE RATING	OPENING TIME		
	100 % OF AMP RATING PER UL	135 % OF AMP RATING PER UL	200 % OF AMP RATING PER UL
1/10-3	Temperature Stabilization	60 Minutes Max	5 Seconds Minimum
3 2/10-30	Temperature Stabilization	60 Minutes Max	12 Seconds Minimum

Supplemental Fuses

FLM Series

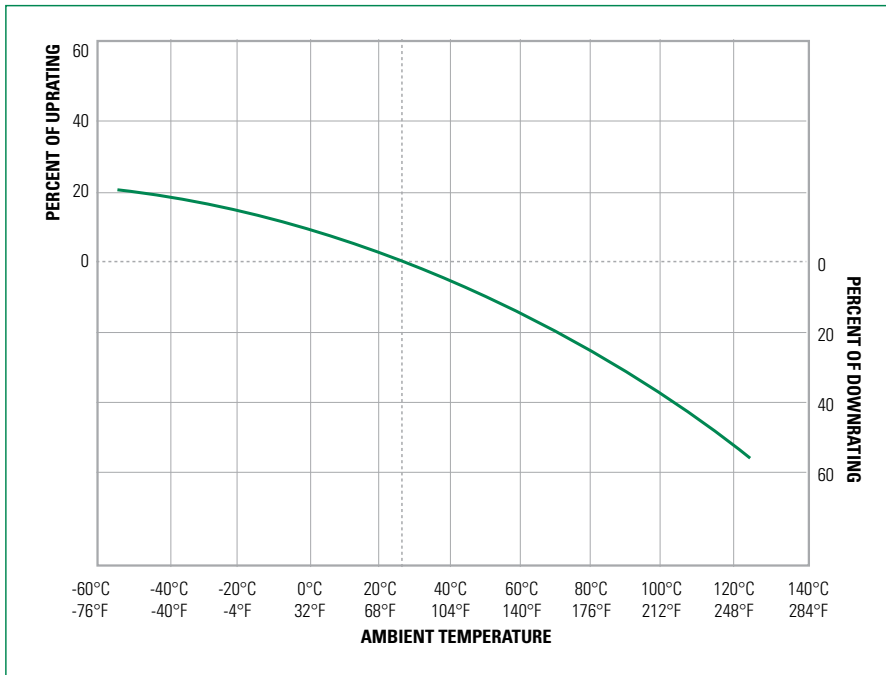
Electrical Specifications

CATALOG NUMBER	VOLTAGE AC (V)	INTERRUPTING RATING (A)	NOMINAL COLD RESISTANCE (OHMS)	AGENCY APPROVALS			
				UL	CSA	QPL	CE
FLM.100	250	10,000	188.0	•	•	•	•
FLM.125	250	10,000	87.00	•	•	•	•
FLM.200	250	10,000	35.10	•	•	•	•
FLM.250	250	10,000	16.82	•	•	•	•
FLM.300	250	10,000	6.739	•	•	•	•
FLM.400	250	10,000	5.413	•	•	•	•
FLM.500	250	10,000	3.790	•	•	•	•
FLM.600	250	10,000	2.050	•	•	•	•
FLM.800	250	10,000	1.024	•	•	•	•
FLM001	250	10,000	1.024	•	•	•	•
FLM1.12	250	10,000	.6231	•	•	•	•
FLM1.25	250	10,000	.6231	•	•	•	•
FLM01.4	250	10,000	.3950	•	•	•	•
FLM01.5	250	10,000	.3390	•	•	•	•
FLM01.6	250	10,000	.2860	•	•	•	•
FLM01.8	250	10,000	.2530	•	•	•	•
FLM002	250	10,000	.2191	•	•	•	•
FLM2.25	250	10,000	.1840	•	•	•	•
FLM02.5	250	10,000	.1620	•	•	•	•
FLM02.8	250	10,000	.1250	•	•	•	•
FLM003	250	10,000	.1020	•	•	•	•
FLM03.2	250	10,000	.0904	•	•	•	•
FLM03.5	250	10,000	.0735	•	•	•	•
FLM004	250	10,000	.0700	•	•	•	•
FLM04.5	250	10,000	.0561	•	•	•	•
FLM005	250	10,000	.0413	•	•	•	•
FLM05.6	250	10,000	.0326	•	•	•	•
FLM006	250	10,000	.0280	•	•	•	•
FLM6.25	250	10,000	.0277	•	•	•	•
FLM007	250	10,000	.0213	•	•	•	•
FLM008	250	10,000	.0124	•	•	•	•
FLM009	250	10,000	.0106	•	•	•	•
FLM010	250	10,000	.0090	•	•	•	•
FLM012	250	10,000	.0069	•	•	•	•
FLM015	250	10,000	.0053	•	•	•	•
FLM020	250	10,000	.0038	•	•	•	•
FLM025	250	10,000	.0027	•	•	•	•
FLM030	250	10,000	.0022	•	•	•	•

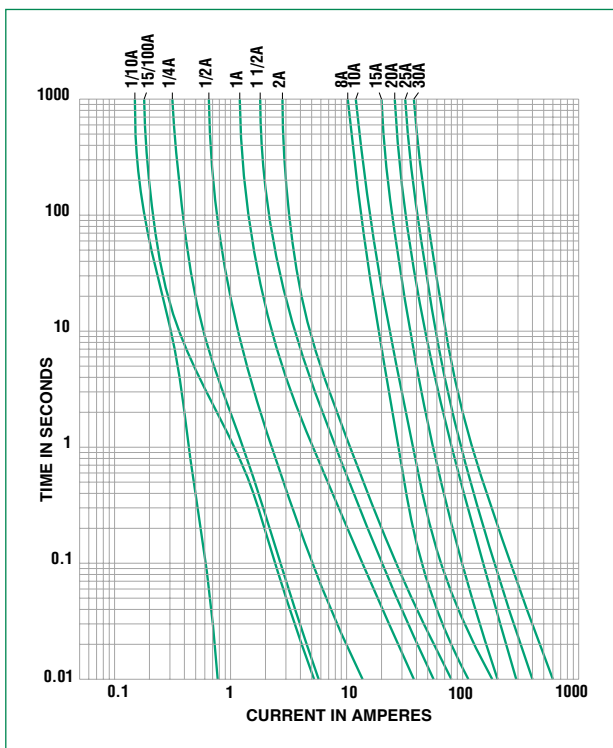
Supplemental Fuses

FLM Series

Temperature Derating Curve (Temperature of Air Immediately Surrounding Fuse)



Time Current Curves



Disclaimer Notice – Information furnished is believed to be accurate and reliable. However, users should independently evaluate the suitability of and test each product selected for their own applications. Littelfuse products are not designed for, and may not be used in, all applications. Read complete Disclaimer Notice at www.littelfuse.com/product-disclaimer.